



Welcome to iPJ-Lite

Getting better performance

<Except iPJ-Lite>

- Restart your iPhone/iPod touch to clear its memories.
- (iPhone only) Turn off the Fetch and Push new data. The Fetch and Push make tracks playback jump.
 - > Home screen > Settings > Fetch New Data
 - > Turn off Push and Set Fetch "Manually".
- (iPhone only) Play with airplane mode on. iPJ-Lite will end automatically when phone is called.
 - > Home screen > Settings > Airplane Mode > Turn on
- (iPhone only) Turn off silent mode. In silent mode, iPJ-Lite can not play sampler effects.
 - > Home screen > Settings > Sounds
- Adjust the volume in Settings.
 - > Settings > Sounds



Getting better performance

<In iPJ-Lite>

- Adjust buffer size of iPJ-Lite.
--> iPJ-Lite > menu mode > Settings > Buffer Size

The suitable size depends on a performance of an iPhone/iPod touch.

The smaller size, the better response.

But the too small size makes tracks playback jumps.

After adjusting buffer size, reload a track.



Playback Functions

<Normal Mode>

MENU

Go to menu modes.

PREVIOUS

Skip to a previous track in a playlist.
- During pause.
Move a paused point to previous frame.
(1 frame is 1/75 sec.)

TAP COUNTER


Measure BPM by tapping.

CUE

- During playback.
Return to a cue point, and stop playback.
- During pause.
Record a cue point from a paused point.
- At CUE point stop.
Hold to play a track from a cue point.

PLAY / PAUSE

Playback or Pause a track.



STATUS DISPLAY

Track title, time, BPM, tempo.

SCRUBBER BAR

Show a playback point.
Skip to any point in a track.

NEXT

Skip to a next track in a playlist.
- During pause.
Move a paused point to a next frame.
(1 frame is 1/75 sec.)

JOG WHEEL

Relative playing position.
(135 frames per revolution)
Adjust the tempo of a track temporarily.
- During pause.
Search a track for a point.

TEMPO CONTROL

Adjust the tempo of a track.
* Double tapping = Reset tempo control.

Playback Functions

<Advanced Mode>

MENU

Same as normal mode

PREVIOUS

Skip to a previous track in a playlist.
- During pause.
Move a paused point to previous frame.
(1 frame is 1/75 sec.)
- In tempo control mode.
Decrease the tempo of a track.
- In volume control mode.
Decrease the volume of a track.

TAP COUNTER

Same as normal mode.

CUE

Same as normal mode.

PLAY / PAUSE

Same as normal mode.



STATUS DISPLAY

Same as normal mode

SCRUBBER BAR

Same as normal mode

NEXT

Skip to a next track in a playlist.
- During pause.
Move a pausing point to a next frame.
(1 frame is 1/75 sec.)
- In tempo control mode.
Increase the tempo of a track.
- In volume control mode.
Increase the volume of a track.

JOG WHEEL

Relative playing position.
(135 frames per revolution)
Adjust the tempo of a track temporarily.
- During pause.
Search a track for a point.
- In tempo control mode.
Change the tempo of a track.
- In volume control mode.
Change the volume of a track.

TEMPO CONTROL

Adjust the tempo Jog Wheel mode.
* Double tapping = Reset tempo control.

VOLUME CONTROL

Adjust the volume Jog Wheel mode.

Menu Modes

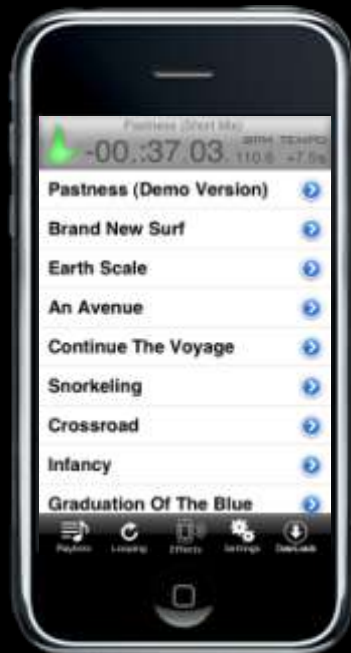


Playlist

- Choose a track to play.
- Check track information.

Looping

- Set a loop-in point and a loop-out point.
- Playback loop.
- Exit loop / reloop.



Menu Modes

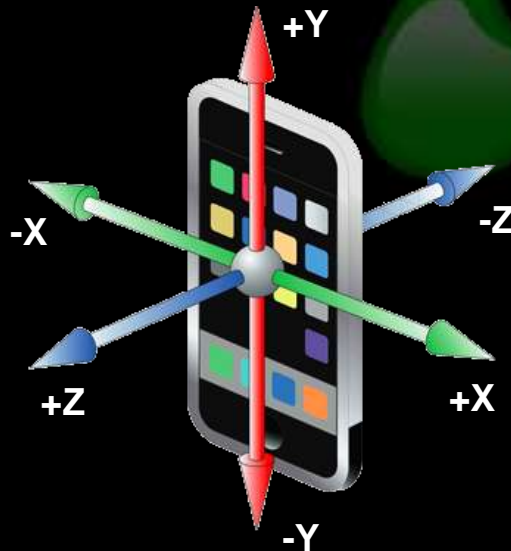


Effects

- Shake Effects button On / Off.
- Set Shake Effects options.
- Adjust track volume (gain).

Settings

- Time display options remaining / elapsed.
- Select Tempo control mode Slider / Advanced.
- Tempo band options $\pm 16\%$ / $\pm 10\%$ / $\pm 6\%$.
- Status display options Normal / Club.
- Finish alert vibration On / Off (iPhone only).
- Change buffer size.



Menu Modes



Downloads

- Download tracks from websites.
- Sync with iTunes and transfer tracks by Wi-Fi.
(install iPJ_Sync.)
- Reset database and delete all tracks except demo music.



Details

● During Playback

- (iPhone only) Play with airplane mode on. iPJ-Lite will end automatically when phone is called.
- (iPhone only) Turn off silent mode. In silent mode, iPJ-Lite can not play sampler effects.
- (iPhone only) Finish alert vibration on, iPJ-Lite vibrates at the last 10 seconds of a track and when iPJ-Lite is loading a track.
- Cue point can not be set in the last some seconds of a track. The time length depends on the buffer size.
- Track tempo adjusts some seconds after tempo control change. The time length depends on the buffer size.

● Shake Effects


- Pressing Shake Effects button starts playback.
- Pressing Shake Effects button at the start of a track or at cue point for smooth playback. Pressing the Shake Effects button during playback may skip the track a little.
- Play Shake Effects under 30 seconds for smooth playback. Playing Shake Effects for a extended time may skip the track a little.
- iPJ-Lite can not play panning Shake Effects with .AIFF tracks.

● iPJ_Sync (iTunes plug-in)

- iPJ-Lite can play .WAV and .AIFF track formats.
Other track formats in iTunes iPJ-Lite playlist are converted by iPJ_Sync to .WAV files (44.1KHz,16bit, stereo) then transferred to iPJ-Lite automatically.
- DRM protected tracks(.m4p) can not be transferred with iPJ_Sync.

● Others

- Adjust volume limit with iPhone / iPod touch (2nd gen.) volume settings.
- Adjust volume with the Volume adjustment in Effects Menu, or go to Settings Menu > Pitch Mode section, select Advanced and return to
- Playback mode press Volume Button then adjust with Jog Wheel. iPJ-Lite will auto save track info and sync to PC playlist (Playcount, BPM, Volume of each track).
- Demo track is kept after iPJ-Lite database reset.



Copyright © 2009 NewForestar co.,ltd
All rights reserved.